

On-Board Unit (OBU) Registration Process

Table of Contents

1. Login	1
1.1. Registration in the HU-GO web user interface.....	1
1.2. Logging in to the HU-GO system	4
1.3. Selecting a current account.....	5
1.4. Adding a new motor vehicle (with OBU registration)	6
2. Main Menu	7
2.1. Registering an on-board unit.....	8
2.2. Deleting an on-board unit from a vehicle	10
2.3. Deleting a vehicle from an account.....	10


1. Login

1.1. Registration in the HU-GO web user interface



If you have not registered yet, click Register.

The following screen will be displayed:

Electronic Toll System

Registration

Contracted customer data

Private person *

Name of contracted customer *

Password * (min 6 characters)

Repeat your password * (min 6 characters)

Communication language *

E-mail address *

Repeat your e-mail address *

Notification phone number (SMS capable) * +
eg. +36303217834, +426123456789

Company address

Country *

ZIP *

City *

Street, road, square *

Number *

Floor

Door

Hungarian VAT number *

VAT ID

Vehicle

Country * (eg. ASD123, TV12345F)
Country code indicated on the vehicle's license plate.

License plate number * (eg. ASD123, TV12345F)
You can add more license plate numbers after the registration.

Euro code *

Category *
Provide the number of axels (fix and moveable).

Contact

**Record new vehicle
with existing
registration**


Contact

Name

Phone +
eg: +36303217654, +426123456789

E-mail address

Ellenőrző kód



refresh

Kérjük írja be a képen látható karaktereket, ügyeljen a kis- és nagybetűk helyességére.

* Mandatory fields

I accept the [General Terms and Conditions](#)

CANCEL
SAVE >

After filling in the fields and accepting the General Terms and Conditions, click Save.

If the registration is successful, a personal current account will be created and an e-mail will be sent to the specified address with the following information:

Dear **name**,

Congratulation! Your account has been created.

You have received this e-mail because you signed up for an account registration by hu-go.hu website and you need to activate your account to start using hu-go.hu website customer services.

Customer number: XXXXXXXXXX

Account number: XXXXXXXXXXXXX

Now that you have created your account the next step is to activate your account. Before you can log in and start using the HU-GO website customer services you must first activate your account with confirmation of your e-mail address.

You can confirm your e-mail address and get full access to the the Electronic Toll System (ETS) services of the National Toll Payment Services PLC by clicking on the following link:

<https://hu-go.hu/customers/activate/?code=28yYcni3GIHN.wyTvoOvj9>

In case you did not initiate a registration please delete this e-mail.

Thank you for using HU-GO website.

Sincerely Yours,

National Toll Payment Services PLC

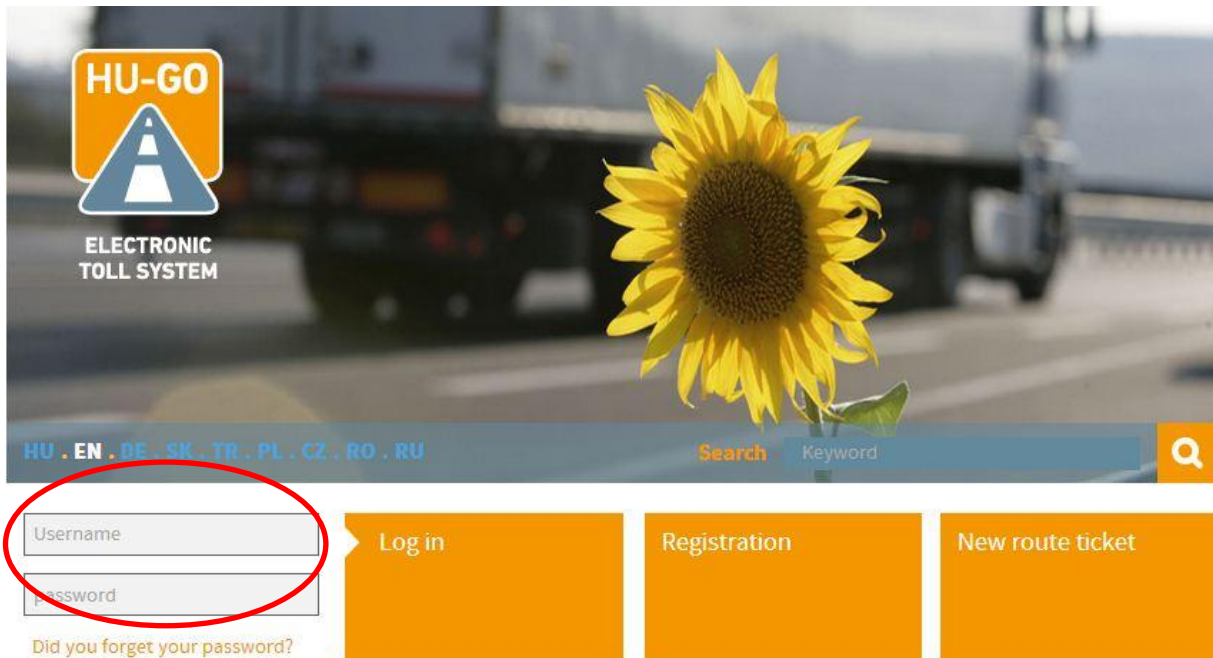
E-mail: ugyfel@hu-go.hu

Call Center (8-16): +36-36-58-75-00

www.hu-go.hu

1.2. Logging in to the HU-GO system

Registered users can register and de-register on-board units for their motor vehicles associated with their current accounts through the HU-GO web user interface. The individual steps of this process are described below.



After entering the customer identifier and the password specified during registration, important system messages are displayed.



SYSTEM MESSAGE/IMPORTANT!

The route ticket only entitles its owner to road use after the payment.

A **purchased and paid** route ticket guarantees road use authorisation only for the **planned** route, in **one direction** and for **one journey** only.

If the toll is paid with the help of an on-board unit, always check before the journey, whether the on-board unit works appropriately, and whether a sufficient amount is available on the balance for the journey.

In the autumn period **more intensive inspections can be expected** regarding road use authorisations, and unauthorised road use will be sanctioned with an administrative fine of HUF 80,000 - HUF 165,000, which can be imposed again after every 8 hours.

When indicating your country code, please make sure you select the country code that appears on your cargo vehicle's license plate.

NEXT 

After clicking Next, you can select from among existing current accounts (for new registrations, 1 current account is generated automatically):

1.3. Selecting a current account

The screenshot shows the 'Accounts' page of the HU-GO Electronic Toll System. The header includes the HU-GO logo, 'Electronic Toll System', and a user greeting 'Welcome, XY'. A navigation menu contains 'Accounts', 'Vehicle', 'Purchases', 'Profile', and 'Logout'. The main content area displays a table of accounts with the following data:

Account ID	Type	Balance	Actions
241297126	Előre fizetett	0 HUF	NEW VEHICLE + NEXT >
241895945	Előre fizetett	0 HUF	NEW VEHICLE + NEXT >



Below the table, there are buttons for 'PRINT >' and 'ADD NEW ACCOUNT +'. The 'NEW VEHICLE +' button for the second account is circled in red.

Motor vehicles can be added to the selected current account or the Main Menu (described below) can be opened by clicking Next.

In the first case:

1.4. Adding a new motor vehicle (with OBU registration)

The following will be displayed in this case:


Electronic Toll SystemWelcome, BLA-BLA KFT

[Accounts](#) [Vehicle](#) [Purchases](#) [Profile](#) [Logout](#)

OBU setup

Account: 234464329

License plate number	ASD1234
Euro code	EURO2
Category	J2
Weight	34 t
Axle weight	10 t
Width	2.5 m
Height	4 m
Length	15 m


EDIT 

OBU

OBU ID	<input type="text"/>
	e.g. 940123654987
OBU PIN	<input type="text"/>
	PIN usage may differ by providers
Setting of vehicle category*	<input type="text" value="on the HU-GO portal"/>

on the HU-GO portal means that both the declaration of road usage and the calculation of road usage cost are based on the JDB category (number of axles) as it stated by the road user on the Vehicle Properties page of the www.hu-go.hu site.

with the use of Toll Declaration Operator means that the declaration of road usage and calculation of road usage cost is based on the JDB category info coming from the OBU - if the OBU provider can supply this information. Of course, when the OBU cannot provide such information, the usage will be declared and the cost will be calculated based on the JDB category value declared by the road user on the Vehicle Properties page of the www.hu-go.hu site.

CANCEL **SAVE** 

Mandatory fields:

- A country code must be selected
- A registration number must be entered
- An emission class (EURO code) must be selected
- The number of axles must be specified
- The current account must be selected

- It must be specified whether axle number will be set through the HU-GO portal (on the website) or through a Toll Declaration Operator.

Optional information

- If you want to register an on-board unit at the same time, you must enter the On-Board Unit's (OBU) unique identification number (ID) you received when you purchased the OBU.
- Depending on the Toll Declaration Operator, you may also need to enter the OBU PIN code (if the Toll Declaration Operator did not provide a PIN code, this field can be left blank).
- The vehicle's weight, axle load, width, height, length (this information is needed when the customer buys Route tickets instead of transmitting toll declarations through the on-board unit).

Then the information entered must be saved by pressing Save.

After saving, the following screen is displayed (if no OBU was registered):

Vehicle data is attached to your account.

Account	License plate number	Country code	Category	Euro code	OBU ID
234464329					

2. Main Menu

If you have multiple current accounts and vehicles, you can view them under Vehicles of all current accounts where you can edit their information. A new on-board unit can be registered for the vehicle associated with the selected account under Vehicles of this current account.

Account
241297126
Code: GBNU

Actual balance
0 HUF

Balance topup

Vehicles attached to all accounts

New account

Invoices

Purchasing transit ticket

Vehicles attached to this account

Account administration





Purchased transit tickets


2.1. Registering an on-board unit

If you have not registered an on-board unit for the vehicle during vehicle registration, you can do that here by selecting OBU association.

Vehicles attached to this account

Account
234464329


License plate number	Country code	Category	Euro code	OBU ID	
ASD1234	H	J2	EURO2		ATTACH OBU  DELETE 
ERT123	H	J3	EURO2		ATTACH OBU  DELETE 

[BACK](#) [ATTACH NEW VEHICLE](#) 

OBU setup

Account: 234464329

License plate number	ASD1234
Euro code	EURO2
Category	J2
Weight	34 t
Axle weight	10 t
Width	2.5 m
Height	4 m
Length	15 m

EDIT 

OBU


OBU ID
e.g. 940123654907

OBU PIN
PIN usage may differ by providers

Setting of vehicle category*

on the HU-GO portal means that both the declaration of road usage and the calculation of road usage cost are based on the JDB category (number of axles) as it stated by the road user on the Vehicle Properties page of the www.hu-go.hu site.

with the use of Toll Declaration Operator means that the declaration of road usage and calculation of road usage cost is based on the JDB category Info coming from the OBU - if the OBU provider can supply this information. Of course, when the OBU cannot provide such information, the usage will be declared and the cost will be calculated based on the JDB category value declared by the road user on the Vehicle Properties page of the www.hu-go.hu site.

CANCEL **SAVE** 

After entering the required information and pressing save, the following screen is displayed:

Vehicles attached to this account

Vehicle data is attached to your account.

Account
234464329

License plate number	Country code	Category	Euro code	OBU ID
----------------------	--------------	----------	-----------	--------

2.2. Deleting an on-board unit from a vehicle

If the registered on-board unit needs to be deleted, select Delete OBU. The PIN must be entered for the deletion to be successful (if the OBU required a PIN code during registration).

A https://hu-go.hu webhelyen lévő oldal közlendője:
Are you sure you want to delete OBU?

OK Mégse

Account: 234464329	
License plate number	ASD1234
Euro code	EURO2
Category	J2
Weight	34 t
Axle weight	10 t

2.3. Deleting a vehicle from an account

If the registered vehicle needs to be deleted, select Delete under Vehicles of this current account.

Upon confirmation the deletion is performed and a message is displayed.